

Solving Problems: Blind Search

Instructor: B. John Oommen

Chancellor's Professor

Life Fellow: IEEE ; Fellow: IAPR

School of Computer Science, Carleton University, Canada

The primary source of these notes are the slides of Professor Hwee Tou Ng from Singapore. **I sincerely thank him for this.**

Problem Solving Agents

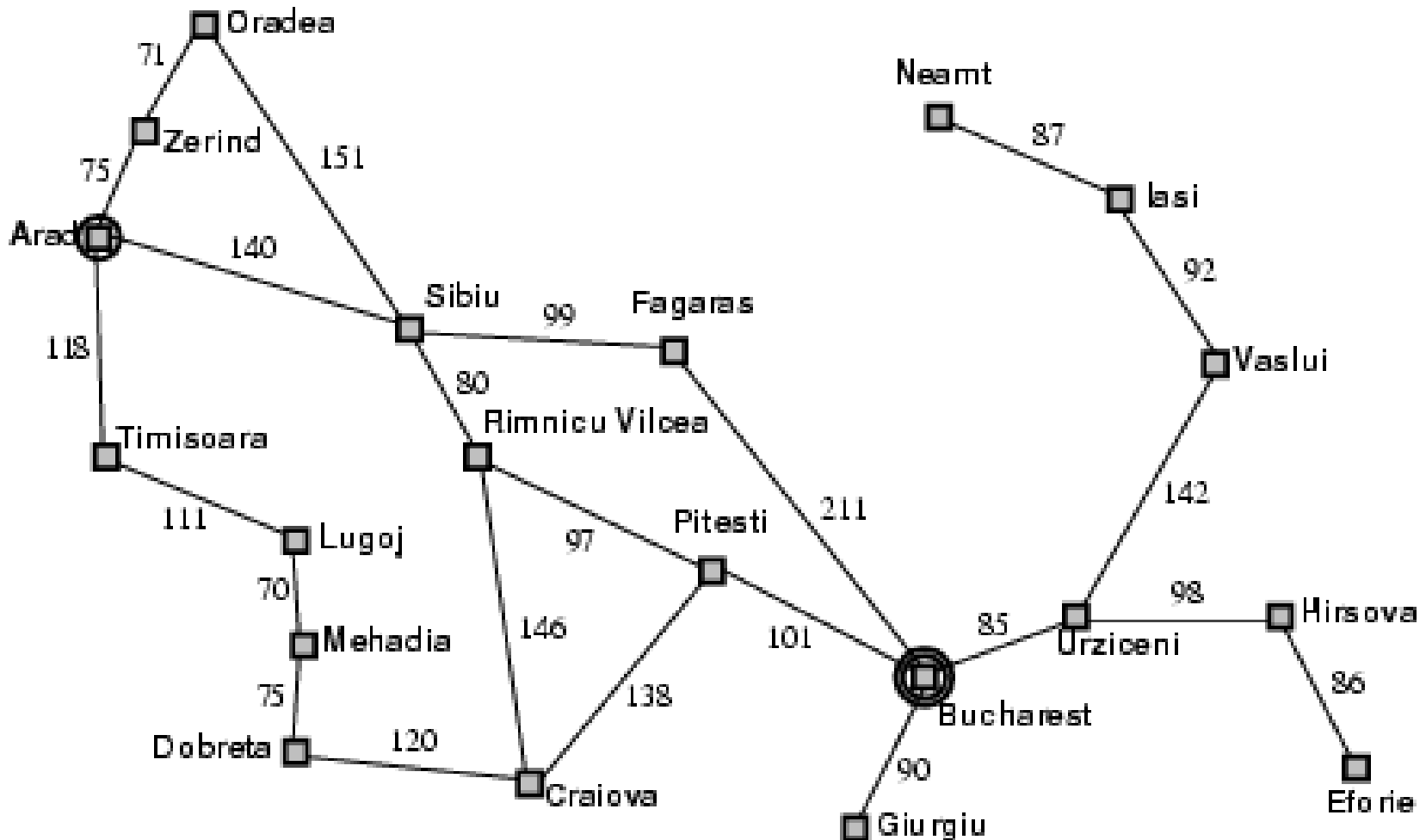
```
function SIMPLE-PROBLEM-SOLVING-AGENT(percept) returns an action
  static: seq, an action sequence, initially empty
           state, some description of the current world state
           goal, a goal, initially null
           problem, a problem formulation

  state ← UPDATE-STATE(state, percept)
  if seq is empty then do
    goal ← FORMULATE-GOAL(state)
    problem ← FORMULATE-PROBLEM(state, goal)
    seq ← SEARCH(problem)
  action ← FIRST(seq)
  seq ← REST(seq)
  return action
```

Example: Travel in Romania

- On holiday in Romania; currently in Arad.
- Flight leaves tomorrow from Bucharest
- **Formulate goal:**
 - Be in Bucharest
- **Formulate problem:**
 - **States:** Various cities
 - **Actions:** Drive between cities
- **Find solution:**
 - Sequence of cities, e.g., Arad, Sibiu, Fagaras, Bucharest

Example: Travel in Romania

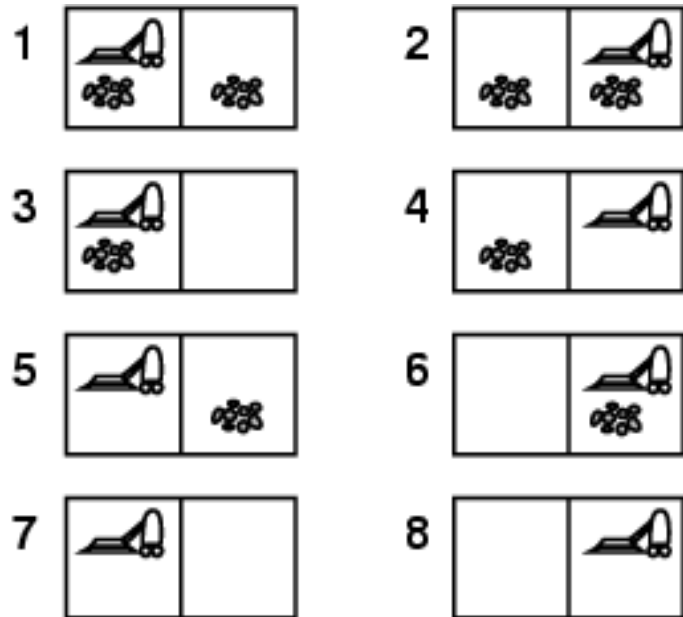


Problem Types

- **Deterministic, fully observable** → **Single-state problem**
 - Agent knows exactly which state it will be in: Solution is a sequence
- **Non-observable** → **Sensorless problem (Conformant problem)**
 - Agent may have no idea where it is: Solution is a sequence
- **Nondeterministic and/or partially observable** → **Contingency problem**
 - Percepts provide **new** information about current state
 - Often **interleave**: Search, execution
- **Unknown state space** → **Exploration problem**

Example: Vacuum World

- **Single-state**; Start in #5.
Solution?



Example: Vacuum World

- Single-state

Start in #5.

Solution? [*Right, Suck*]

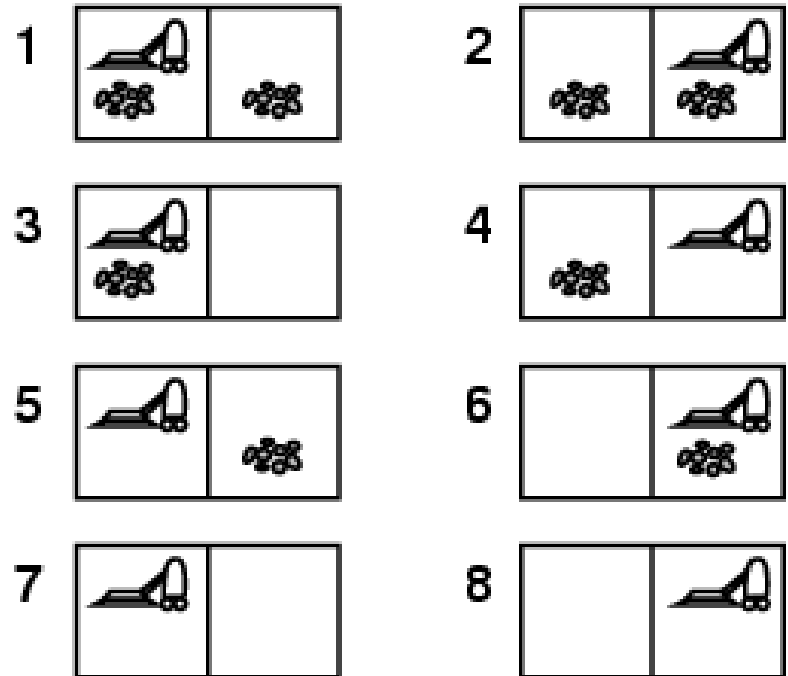
- Sensorless

Start in {1,2,3,4,5,6,7,8}

Right goes to {2,4,6,8}

Solution?

- Now more information



Example: Vacuum World

- **Sensorless**

Start in { 1,2,3,4,5,6,7,8}

Right goes to {2,4,6,8}

Solution?

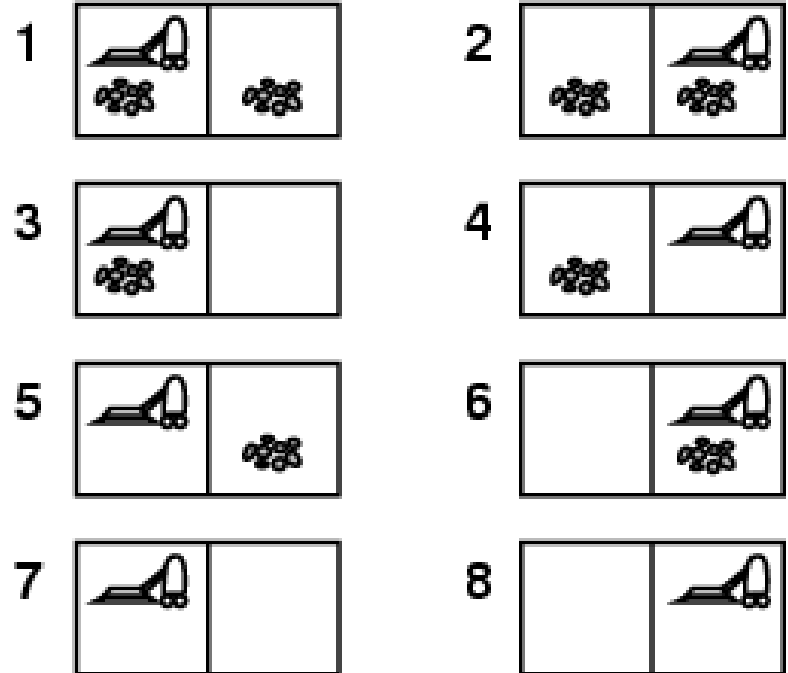
[Right, Suck, Left, Suck]

- **Contingency**

- Nondeterministic:
 Suck may dirty a clean carpet
- Partially observable
 Location, dirt at current location.
- Percept: *[L, Clean]*,
 Start in #5 or #7

Solution?

[Right, if dirt then Suck]



Single-state Problem Formulation

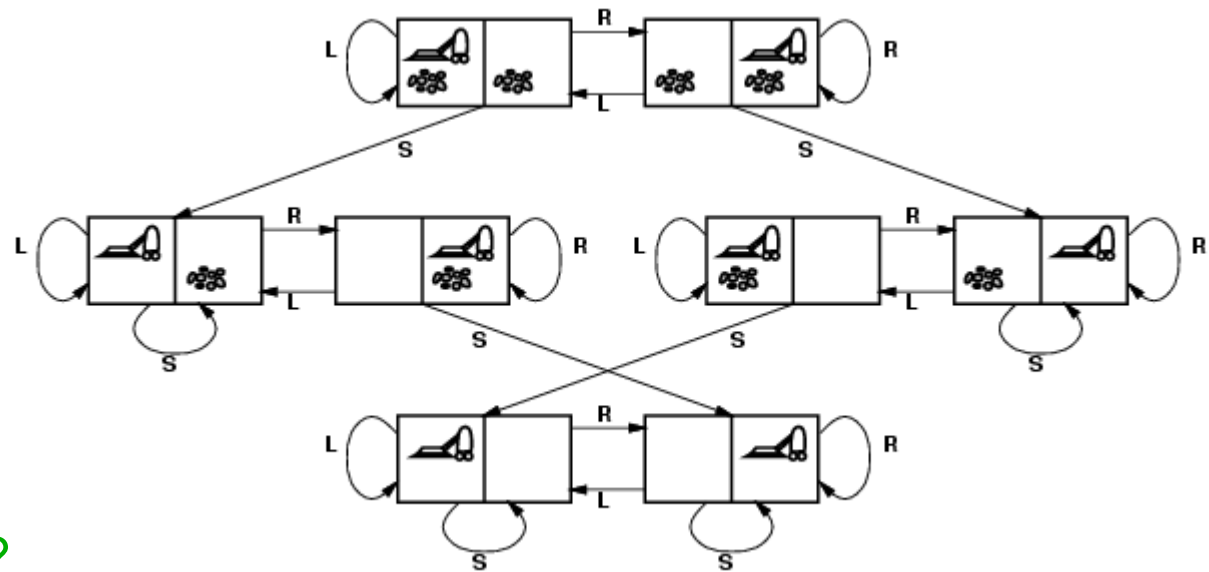
A **problem** is defined by four items:

1. **Initial state** e.g., "at Arad"
 2. **Actions** or **successor function** $S(x)$ = set of action–state pairs
 - e.g., $S(\text{Arad}) = \{ \langle \text{Arad} \rightarrow \text{Zerind}, \text{Zerind} \rangle, \dots \}$
 3. **Goal test**. This can be
 - **Explicit**, e.g., $x = \text{"at Bucharest"}$
 - **Implicit**, e.g., $\text{Checkmate}(x)$
 4. **Path cost** (additive)
 - e.g., sum of distances, number of actions executed, etc.
 - $c(x,a,y)$ is the **step cost**, assumed to be ≥ 0
- **Solution** is a sequence of actions leading from the *initial* to a *goal* state

Selecting a State Space

- Real world is absurdly complex
 - State space must be **abstracted** for problem solving
- (Abstract) state = Set of real states
- (Abstract) action = Complex combination of real actions
 - e.g., “Arad → Zerind”: Complex set of possible routes, detours, rest stops, etc.
- For guaranteed realizability, **any** real state “in Arad“ must get to **some** real state “in Zerind”
- (Abstract) solution:
 - Set of real paths that are solutions in the real world
- Each abstract action should be “easier” than the original problem

Vacuum World: State Space Graph



- States?
- Actions?
- Goal test?
- Path cost?

Vacuum World: State Space Graph

- States?

Integer dirt/robot locations

- Actions?

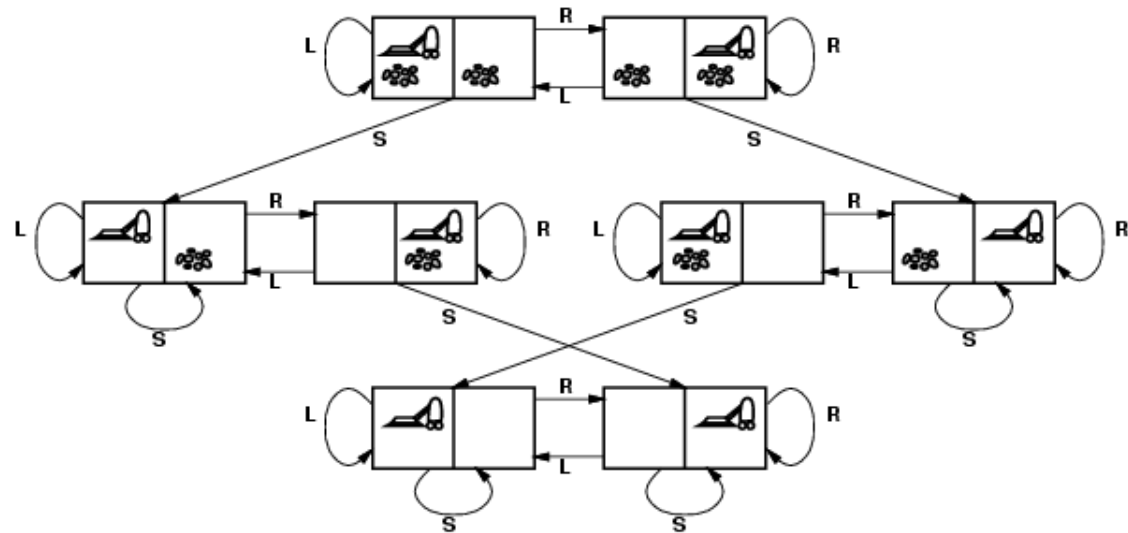
Left, Right, Suck

- Goal test?

No dirt at all locations

- Path cost?

1 per action



Example: The 8-puzzle

- **States?**

Locations of tiles

- **Actions?**

Move blank L/R/U/D

- **Goal test?**

Goal state (Given: InOrder)

- **Path cost?**

1 per move; Length of Path

- **Complexity of the problem**

8-puzzle

$9! = 362,880$ different states

15-puzzle:

$16! = 20,922,789,888,000$

10^{13} different states

7	2	4
5		6
8	3	1

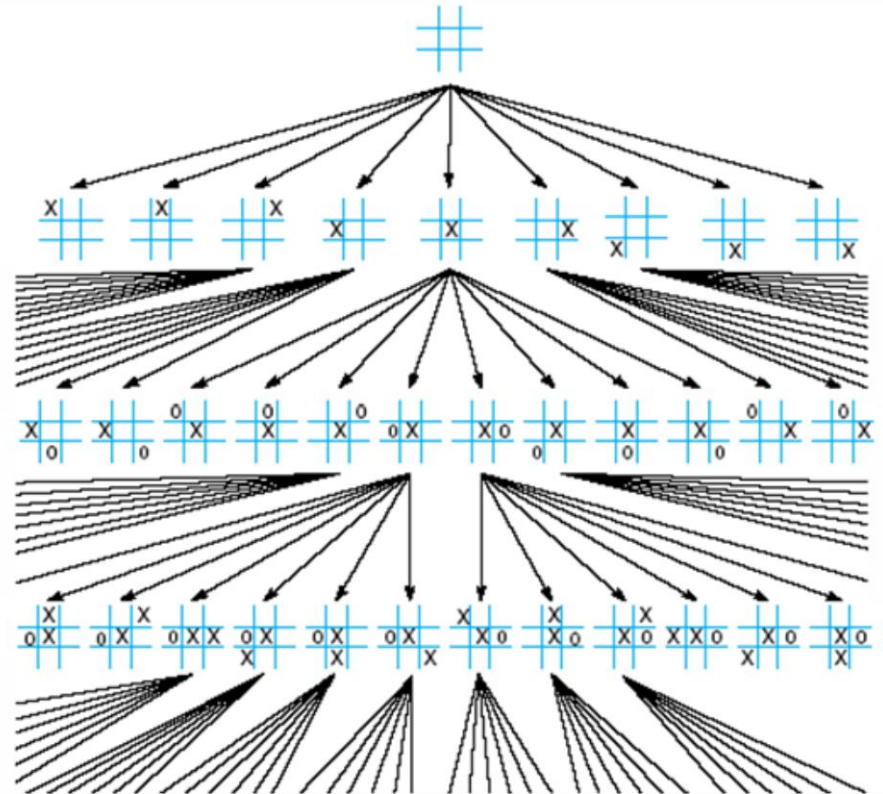
Start State

	1	2
3	4	5
6	7	8

Goal State

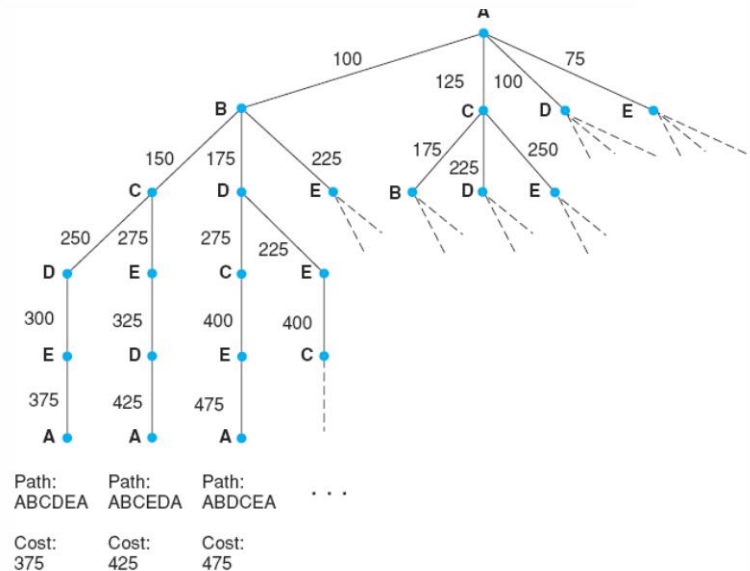
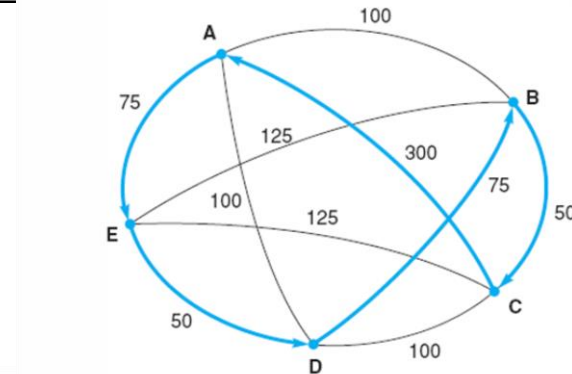
Example: Tic-Tac-Toe

- **States?**
Locations of tiles
- **Actions?**
Draw X in the blank state
- **Goal test?**
Have three X's in a row, column and diagonal
- **Path cost?**
The path from the Start state to a Goal state gives the series of moves in a winning game
- **Complexity of the problem**
 $9! = 362,880$ different states
- **Peculiarity of the problem**
Graph: Directed Acyclic Graph
Impossible to go back up the structure once a state is reached.




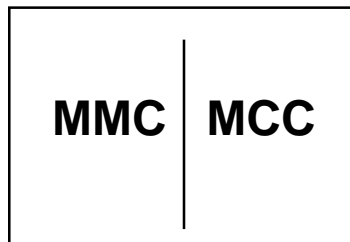
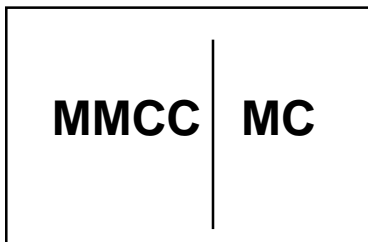
Example: Travelling Salesman

- **Problem**
Salesperson has to visit 5 cities
Must return home afterwards
- **States?**
Possible paths???
- **Actions?**
Which city to travel next
- **Goal test?**
Find shortest path for travel
Minimize cost and/or time of travel
- **Path cost?**
Nodes represent cities and the
Weighted arcs represent travel cost
- **Simplification**
Lives in city A and will return there.
- **Complexity of the problem**
(N - 1)! with N the number of cities



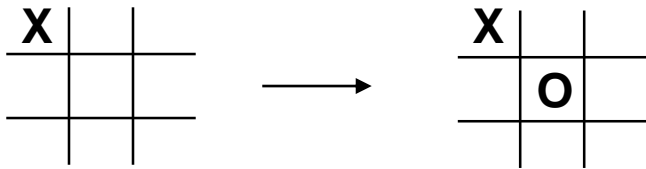
State Space

- Many possible ways of representing a problem
- State Space is a natural representation scheme
- A State Space consists of a set of “states”
- Can be thought of as a **snapshot** of a problem
 - All relevant variables are represented in the state
 - Each variable holds a legal value
- Examples from the Missionary and Cannibals problem (What is missing?)

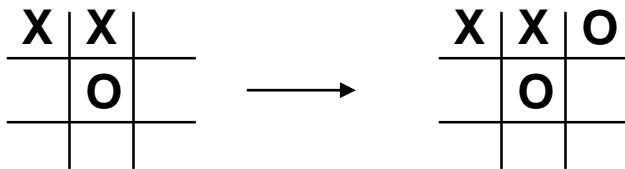


Counter Example: Don't Use State Space

- Solving Tic Tac Toe using a DB look up for best moves
- e.g. Computer is 'O'



Each Transition Pair is recorded in DB



Input

Best Move


- Simple **but**
- Unfortunately most problems have exponential No. of rules

Knowledge in Representation

- Representation of state-space can affect the amount of search needed
- Problem with **comparisons** between search techniques
IF **representation** not the same
- When comparing search techniques:
Assume representation is the same

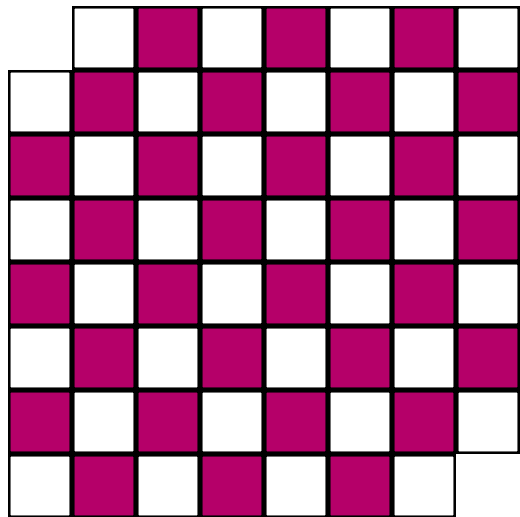
Representation Example

- Mutilated chess board
 - Corners removed
 - From top left and bottom right
- Can you tile this board?
 - With dominoes that cover two squares?



Representation 1

Representation Example: Continued



Representation 2

Number of White Squares= 32

Number of Black Squares= 30

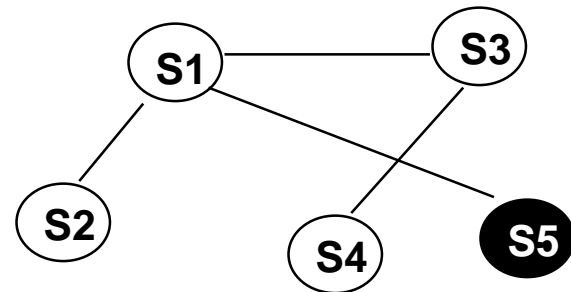
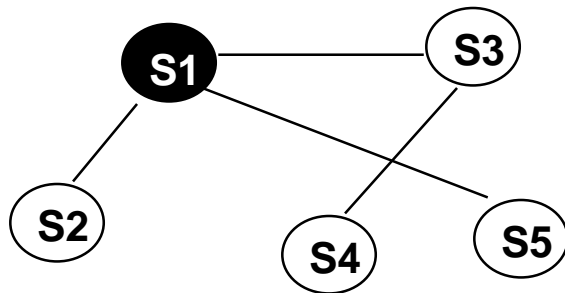
Representation 3

Production Systems

- A set of rules of the form pattern \longrightarrow action
 - The pattern matches a state
 - The action changes the state to another state
- A task specific DB
 - Of current knowledge about the system (current state)
- A control strategy that
 - Specifies the order in which the rules will be compared to DB
 - What to do for conflict resolution

State Space as a Graph

- Each node in the graph is a possible state
- Each edge is a legal transition
- Transforms the current state into the next state



- **Problem solution:** A search through the state space

Goal of Search

- Sometimes solution is some final state
- Other times the solution is a path to that end state

Solution as **End State**:

- Traveling Salesman Problem
- Chess
- Graph Colouring
- Tic-Tac-Toe
- N Queens

Solution as **Path**:

- Missionaries and Cannibals
- 8 puzzle
- Towers of Hanoi

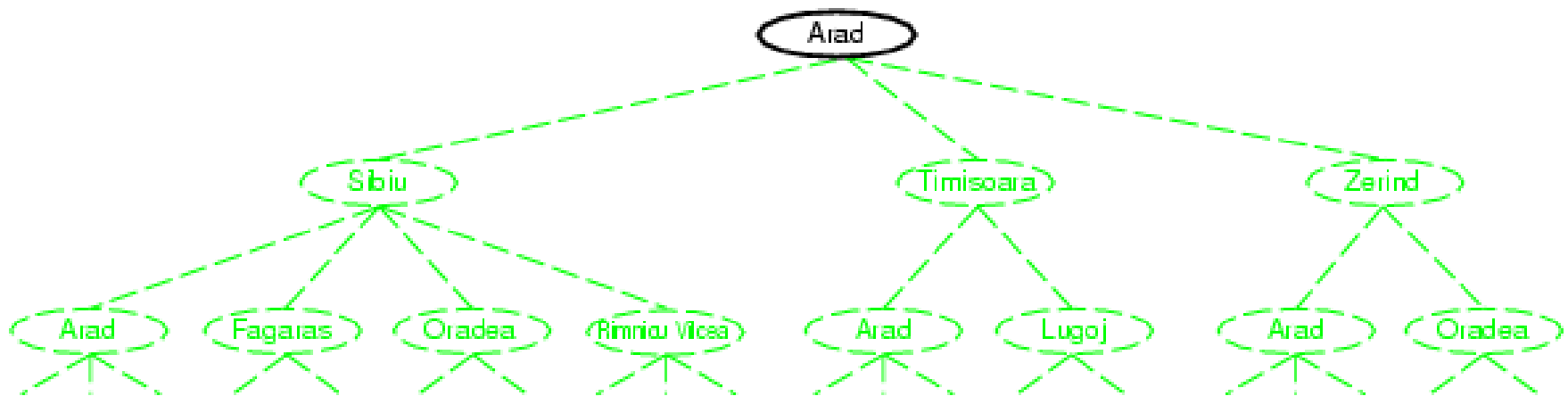
Tree Search Algorithms

Basic Idea

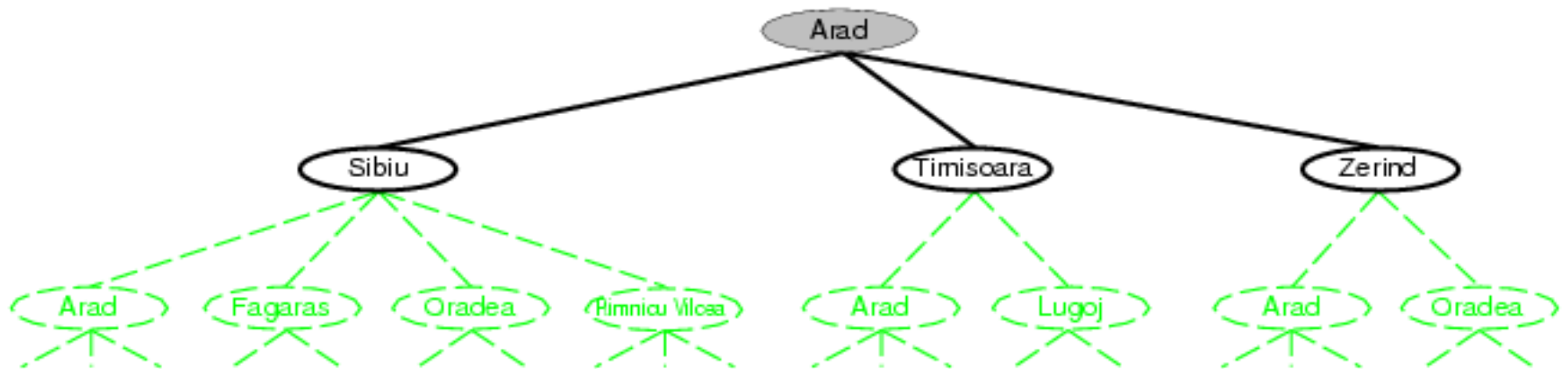
- Offline, simulated exploration of state space
- Generate successors of already-explored states
- a.k.a. **Expanding** states

```
function TREE-SEARCH(problem, strategy) returns a solution, or failure
  initialize the search tree using the initial state of problem
  loop do
    if there are no candidates for expansion then return failure
    choose a leaf node for expansion according to strategy
    if the node contains a goal state then return the corresponding solution
    else expand the node and add the resulting nodes to the search tree
```

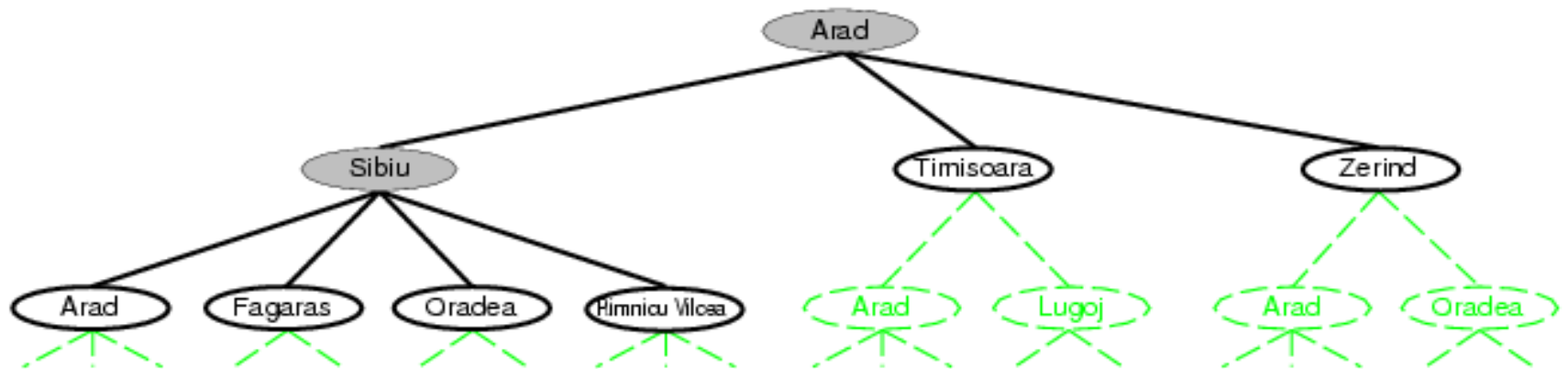

Example: Tree Search



Example: Tree Search



Example: Tree Search



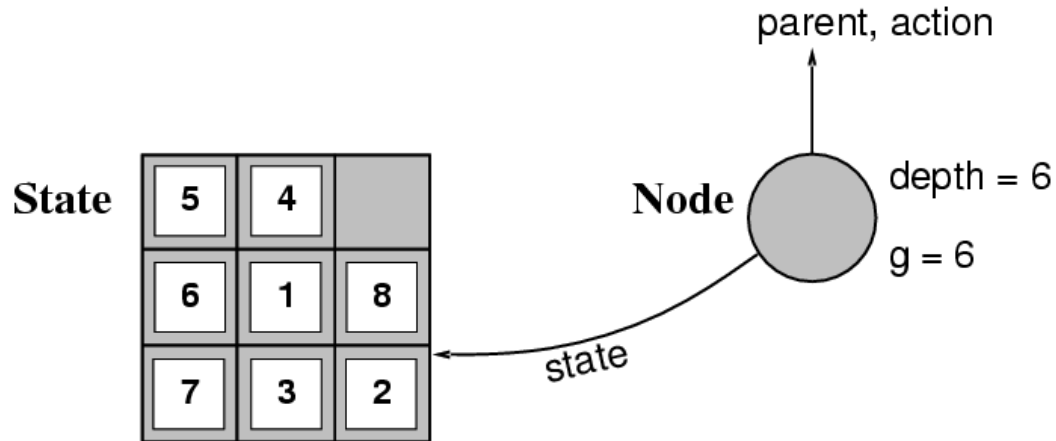
Implementation: General Tree Search

```
function TREE-SEARCH(problem, fringe) returns a solution, or failure  
fringe ← INSERT(MAKE-NODE(INITIAL-STATE[problem]), fringe)  
loop do  
  if fringe is empty then return failure  
  node ← REMOVE-FRONT(fringe)  
  if GOAL-TEST[problem](STATE[node]) then return SOLUTION(node)  
  fringe ← INSERTALL(EXPAND(node, problem), fringe)
```

```
function EXPAND(node, problem) returns a set of nodes  
successors ← the empty set  
for each action, result in SUCCESSOR-FN[problem](STATE[node]) do  
  s ← a new NODE  
  PARENT-NODE[s] ← node; ACTION[s] ← action; STATE[s] ← result  
  PATH-COST[s] ← PATH-COST[node] + STEP-COST(node, action, s)  
  DEPTH[s] ← DEPTH[node] + 1  
  add s to successors  
return successors
```

Implementation: States vs. Nodes

- A **state** is a (representation of) a physical configuration
- A **node** is a data structure constituting part of a search tree
- Includes **state**, **parent node**, **action**, **path cost $g(x)$** , **depth**



- **Expand** function creates new nodes, filling in the various fields
- **SuccessorFn** of the problem creates the corresponding states.

Search Strategies

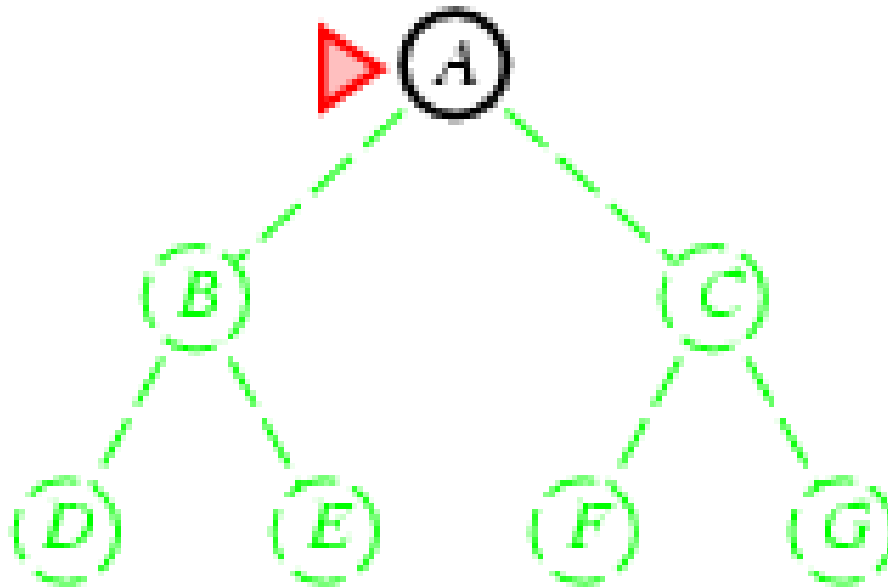
- Search strategy: Defined by picking the **order of node expansion**
- Strategies are evaluated along the following dimensions:
 - **Completeness**: Does it always find a solution if one exists?
 - **Time complexity**: Number of nodes generated
 - **Space complexity**: Maximum number of nodes in memory
 - **Optimality**: Does it always find a least-cost solution?
- Time and space complexity are measured in terms of:
 - *b*: maximum branching factor of the search tree
 - *d*: depth of the least-cost solution
 - *m*: maximum depth of the state space (may be ∞)

Uninformed Search Strategies

- **Uninformed** search strategies
 - Use only information available in problem definition
- Breadth-first search
- Depth-first search
- Backtracking search
- Uniform-cost search
- Depth-limited search
- Iterative deepening search

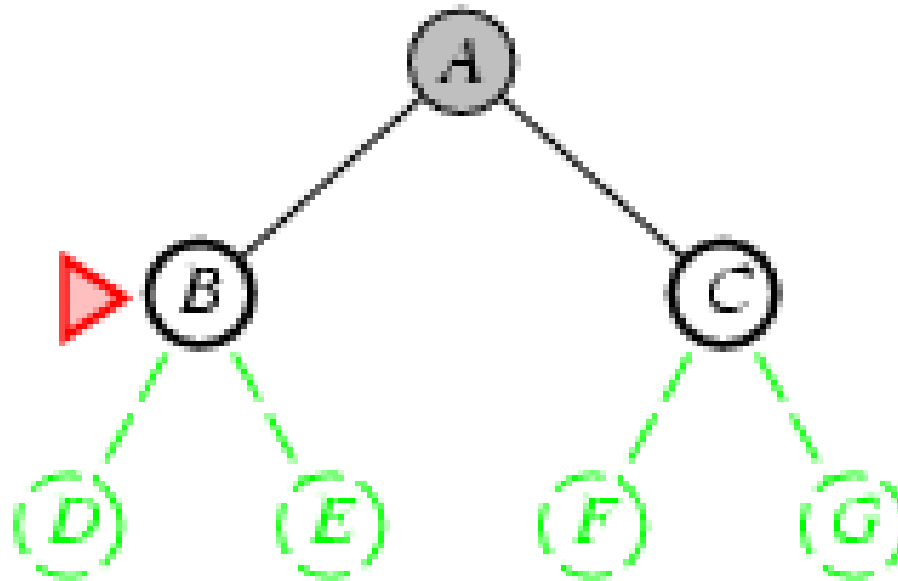
Breadth-first Search

- Expand shallowest unexpanded node
- **Implementation:**
 - *fringe* is a FIFO queue, i.e., new successors go at end



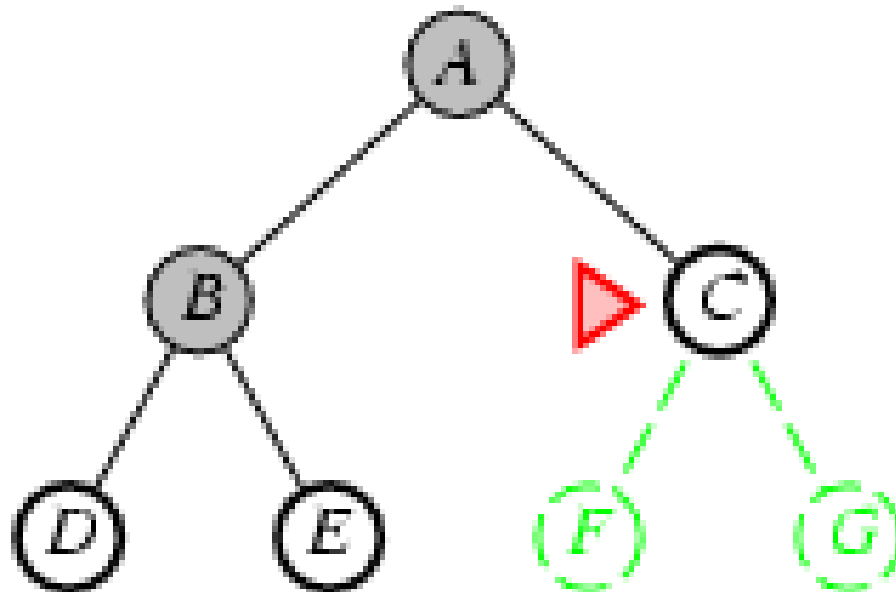
Breadth-first Search

- Expand shallowest unexpanded node
- **Implementation:**
 - *fringe* is a FIFO queue, i.e., new successors go at end



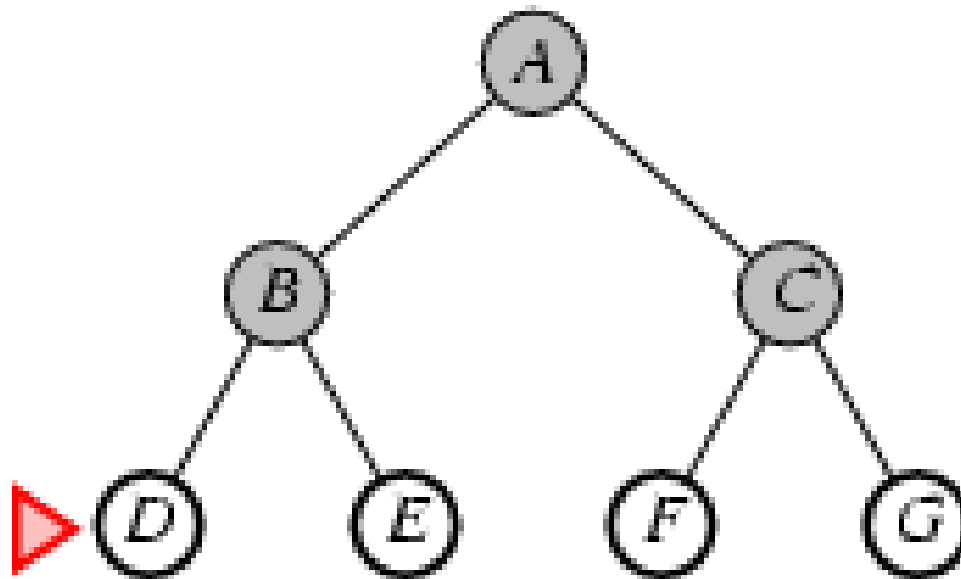
Breadth-first Search

- Expand shallowest unexpanded node
- **Implementation:**
 - *fringe* is a FIFO queue, i.e., new successors go at end



Breadth-first Search

- Expand shallowest unexpanded node
- **Implementation:**
 - *fringe* is a FIFO queue, i.e., new successors go at end



Breadth-first Search

BFS (S):

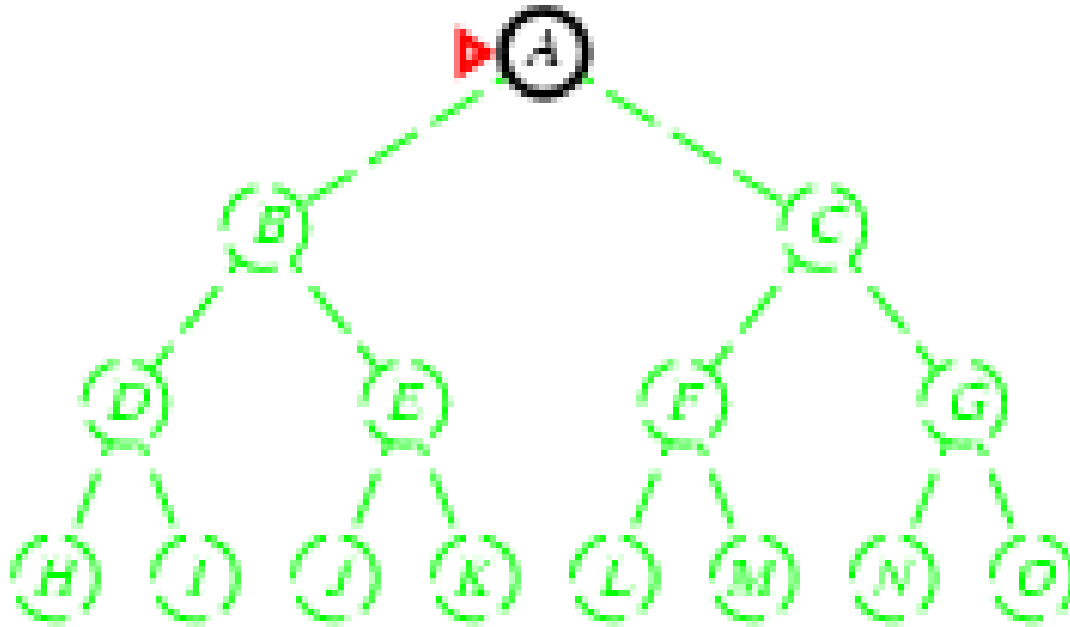
1. Create a variable called NODE-LIST and set it to S
2. Until a Goal state is found or NODE-LIST is empty do:
 - Remove the first element from NODE-LIST and call it E;
If NODE-LIST was empty: *Quit*
 - For each way that each rule can match the state E do:
 - Apply the rule to generate a new state
 - If new state is a Goal state: *Quit* and return this state
 - Else add the new state to the end of NODE-LIST

Properties of Breadth-first Search

- **Complete?**
 - Yes (if b is finite)
- **Time?**
 - $1+b+b^2+b^3+\dots +b^d + b(b^d-1) = O(b^{d+1})$
- **Space?**
 - $O(b^{d+1})$ (keeps every node in memory)
- **Optimal?**
 - Yes (if cost = 1 per step)
- **Space** is the bigger problem (more than time)

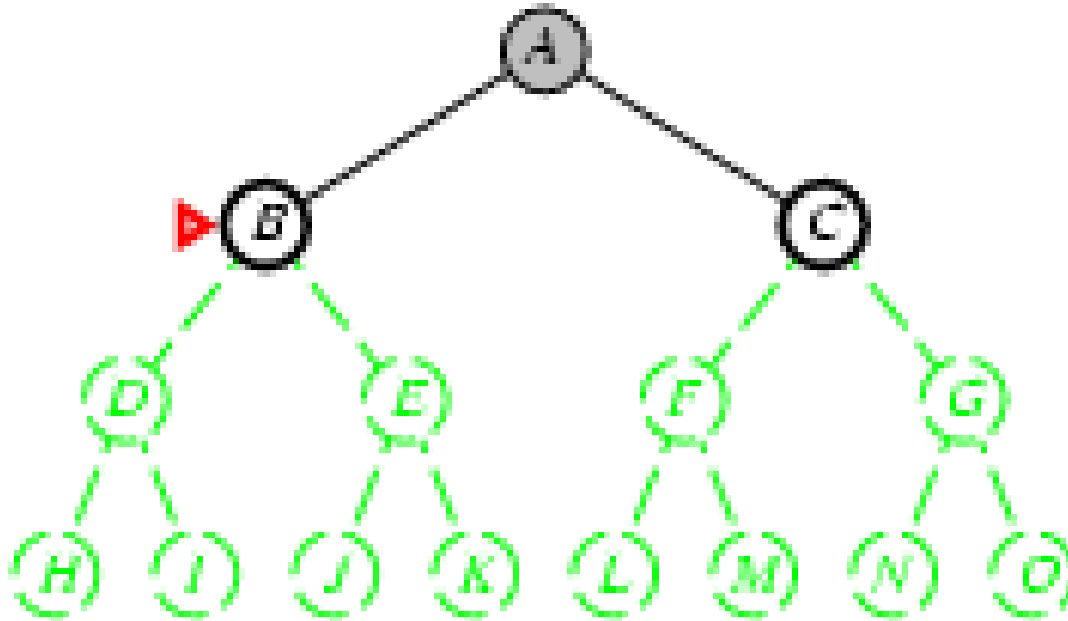
Depth-first Search

- Expand deepest unexpanded node
- **Implementation:**
 - *fringe* = LIFO stack, i.e., put successors at front



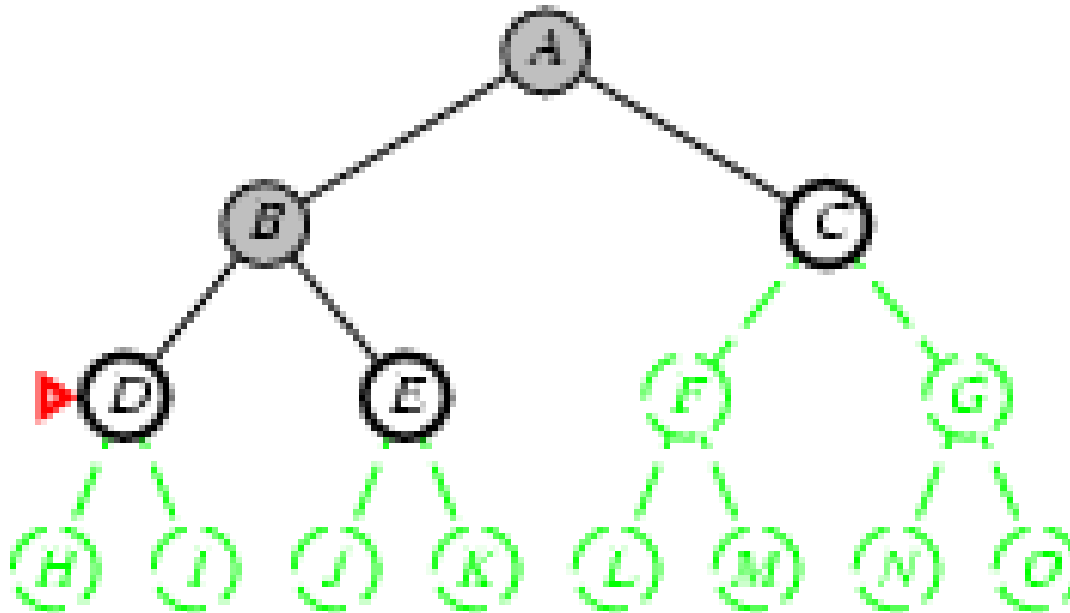
Depth-first Search

- Expand deepest unexpanded node
- **Implementation:**
 - *fringe* = LIFO stack, i.e., put successors at front



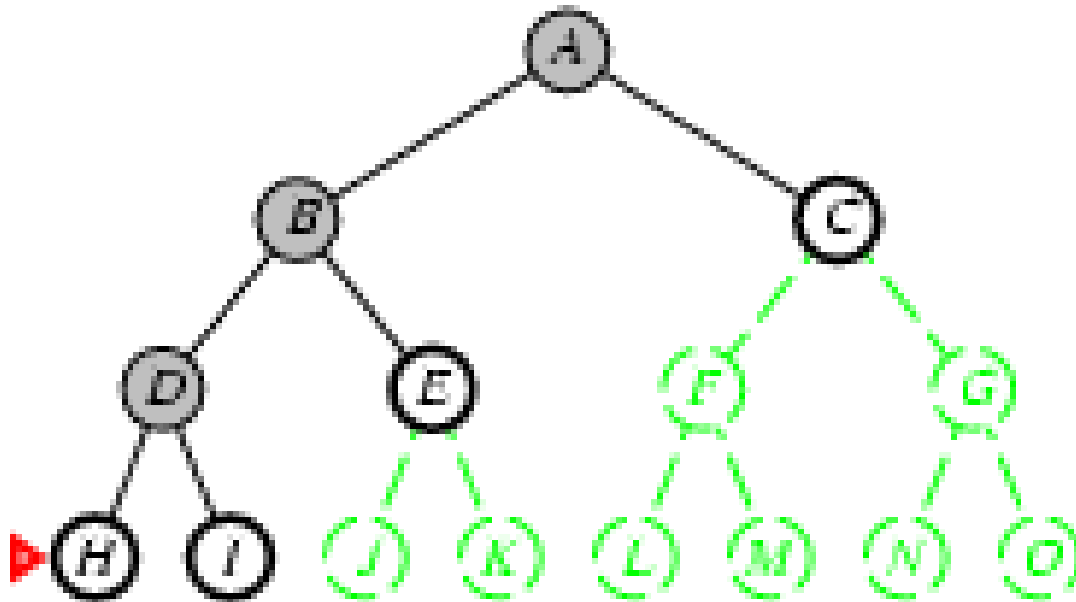
Depth-first Search

- Expand deepest unexpanded node
- **Implementation:**
 - *fringe* = LIFO stack, i.e., put successors at front



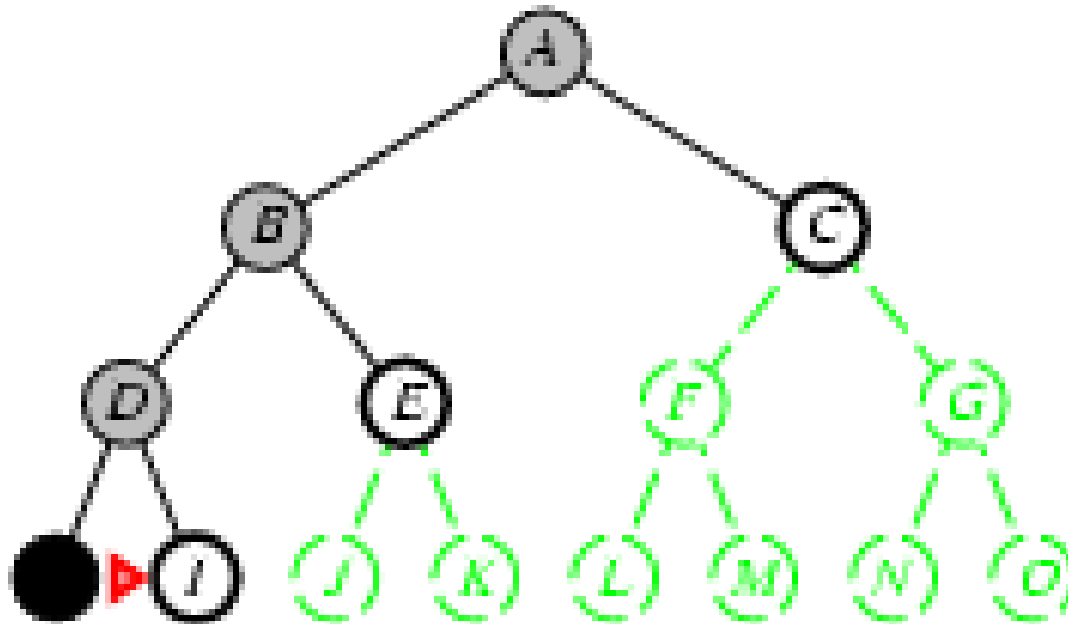
Depth-first Search

- Expand deepest unexpanded node
- **Implementation:**
 - *fringe* = LIFO stack, i.e., put successors at front



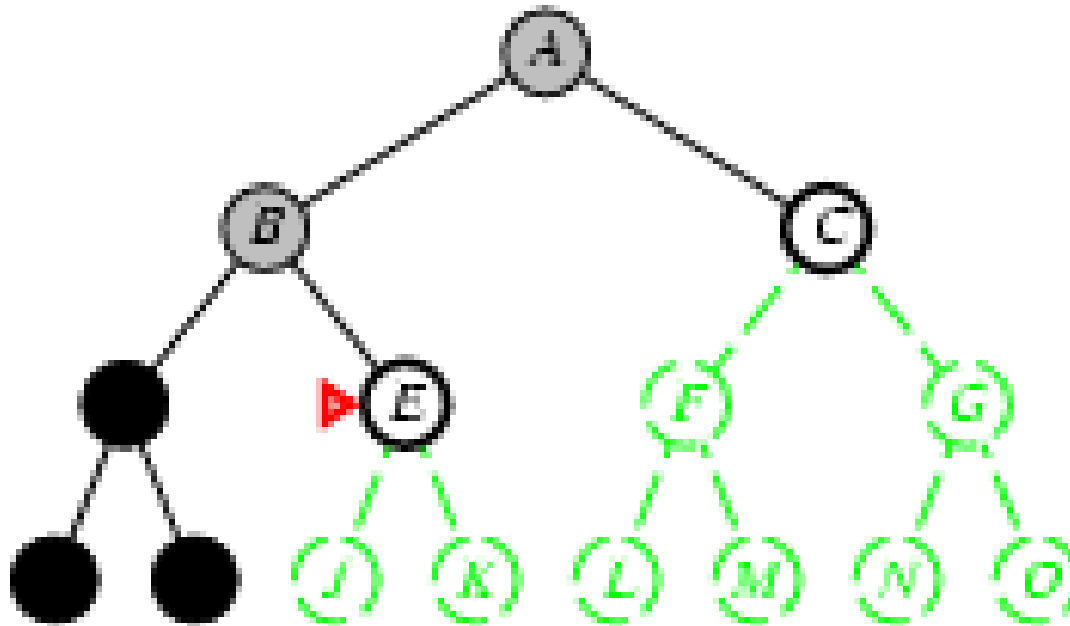
Depth-first Search

- Expand deepest unexpanded node
- **Implementation:**
 - *fringe* = LIFO stack, i.e., put successors at front



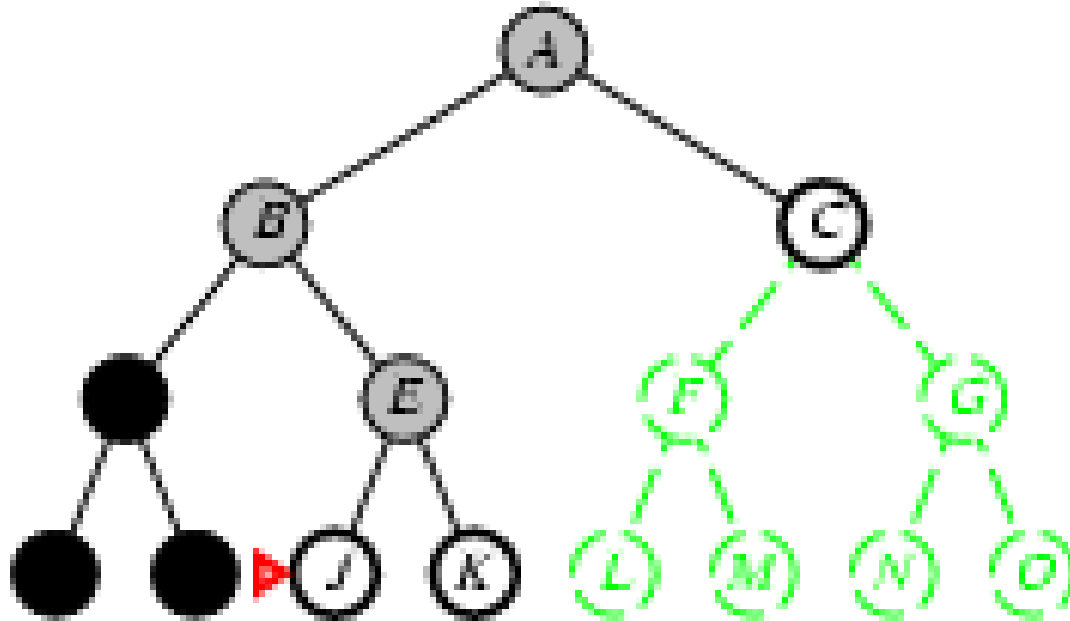
Depth-first Search

- Expand deepest unexpanded node
- **Implementation:**
 - *fringe* = LIFO stack, i.e., put successors at front



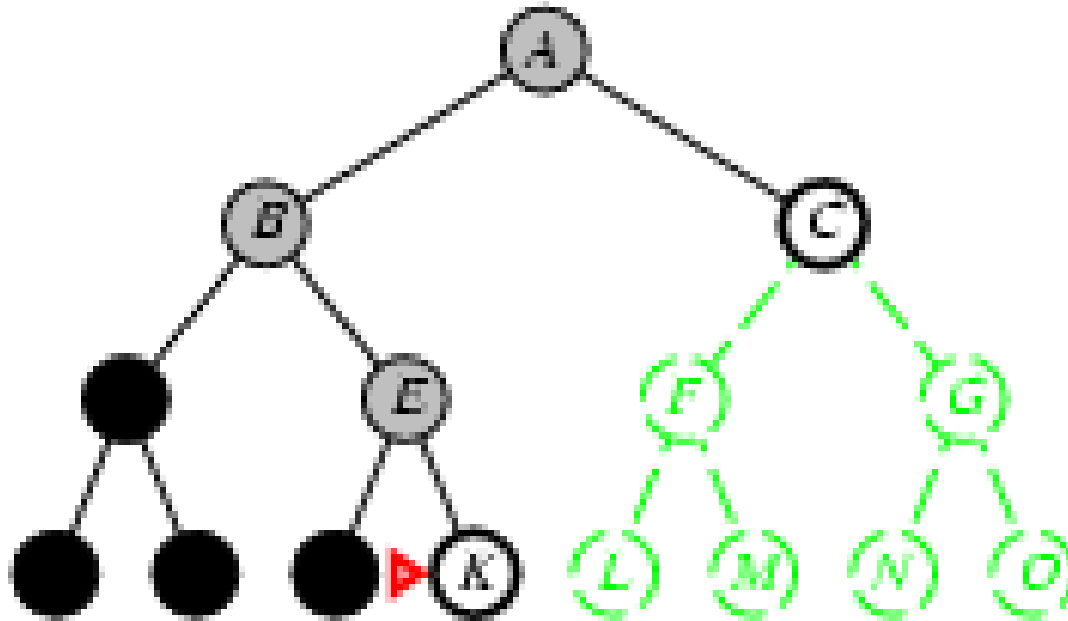
Depth-first Search

- Expand deepest unexpanded node
- **Implementation:**
 - *fringe* = LIFO stack, i.e., put successors at front



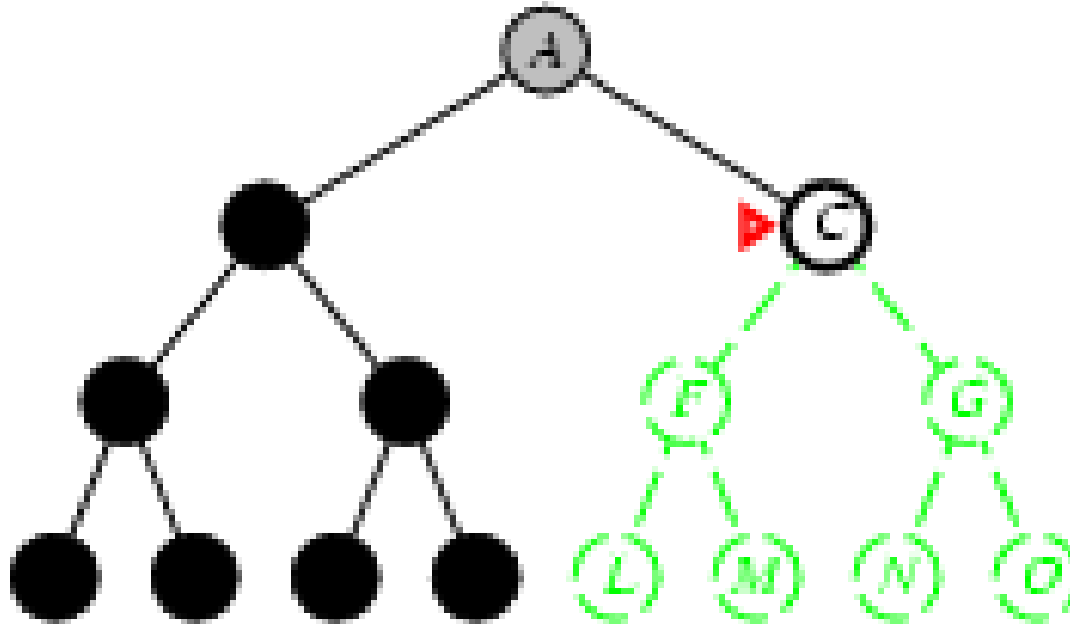
Depth-first Search

- Expand deepest unexpanded node
- **Implementation:**
 - *fringe* = LIFO stack, i.e., put successors at front



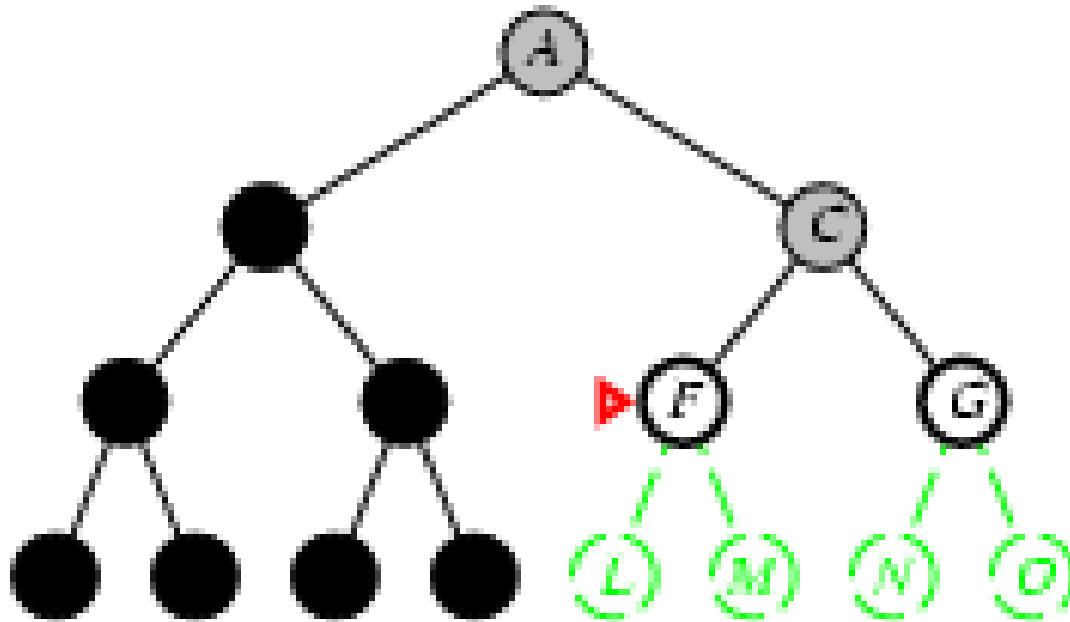
Depth-first Search

- Expand deepest unexpanded node
- **Implementation:**
 - *fringe* = LIFO stack, i.e., put successors at front



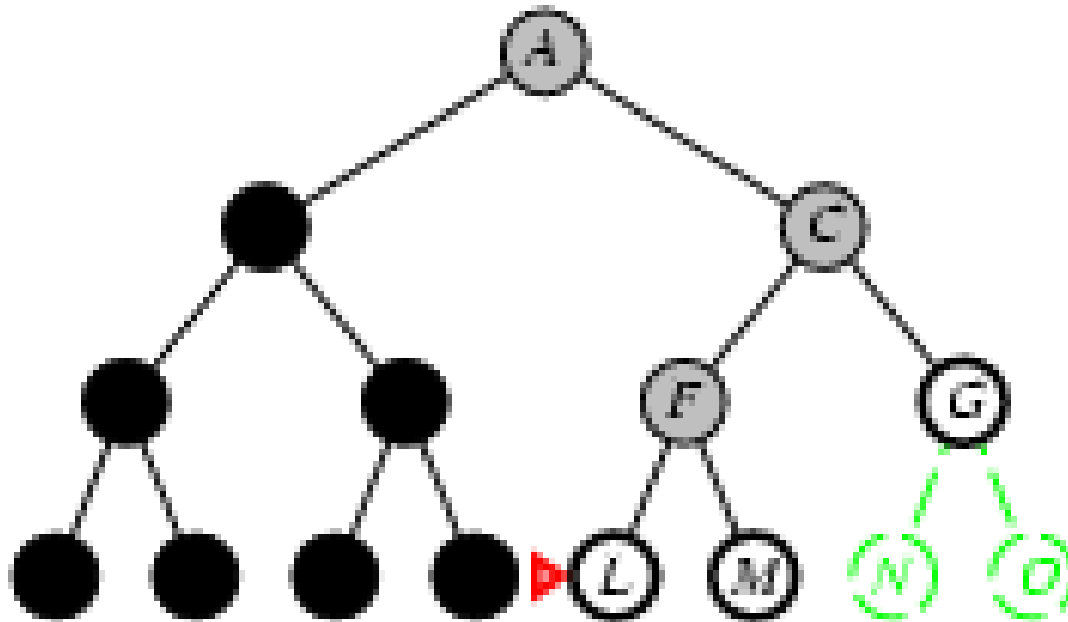
Depth-first Search

- Expand deepest unexpanded node
- **Implementation:**
 - *fringe* = LIFO stack, i.e., put successors at front



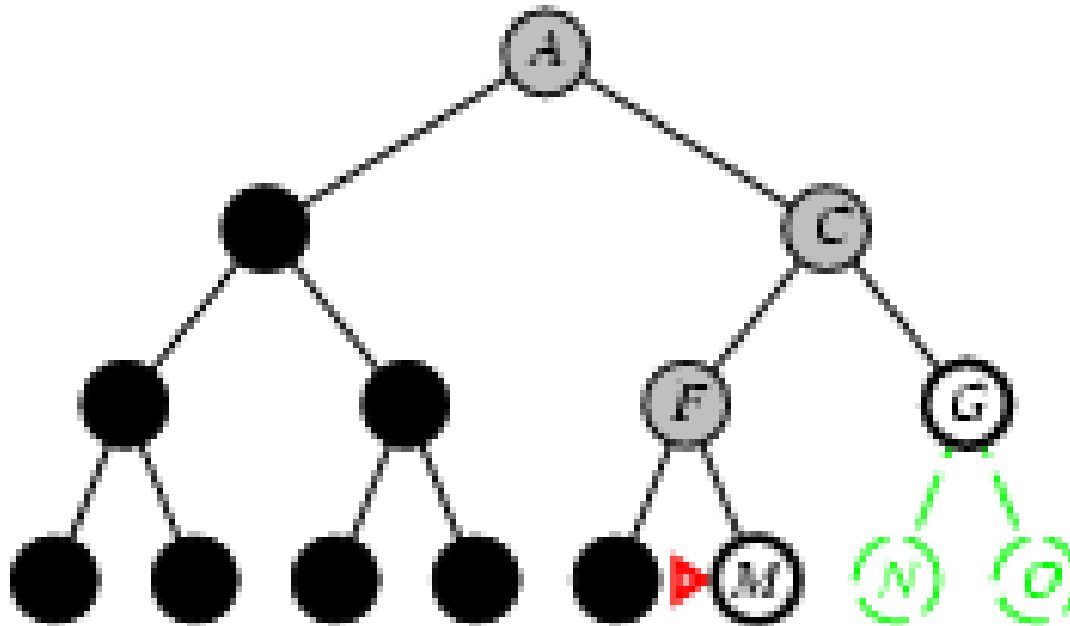
Depth-first Search

- Expand deepest unexpanded node
- **Implementation:**
 - *fringe* = LIFO stack, i.e., put successors at front



Depth-first Search

- Expand deepest unexpanded node
- **Implementation:**
 - *fringe* = LIFO stack, i.e., put successors at front



Depth-first Search

DFS (S):

1. If S is a Goal state: *Quit* and return *success*
2. Otherwise, do until *success* or *failure* is signaled:
 - Generate state E, a successor of S. If no more successors signal *failure*
 - Call DFS (E)

Depth-first Search

- Almost the same as a depth first tree traversal except
 - All nodes generated on the fly by production system
 - Algorithm halts when solution found
- DFS assumes tree structure of search space; may not be true
 - If not, can get caught in cycles
 - Thus in these cases, DFS must then be modified
 - e.g. Each state has a **Flag** that is raised when node is *visited*

Properties of Depth-first Search

- **Complete?**

- No. Fails in infinite-depth spaces, spaces with loops
- Modify to avoid repeated states along path
- Complete in finite spaces

- **Time?**

- $O(b^m)$: Terrible if m is much larger than d
- If solutions are dense, may be much faster than breadth-first

- **Space?**

- $O(bm)$, i.e., linear space!

- **Optimal?**

- No

Differences: DFS and BFS

- DFS and BFS wrt **ordering nodes** in open list:
 - DFS uses a stack: Nodes are added on the top of the list
 - BFS uses a queue: Nodes are added at the end of the list
- DFS and BFS wrt **examination process**:
 - DFS examines all the node's children and their descendent before the node's siblings
 - BFS examines all the node's siblings and their children
- DFS and BFS wrt **completeness**:
 - DFS is not complete (it may be stuck in an infinite branch)
 - BFS is complete (it always finds a solution if it exists)

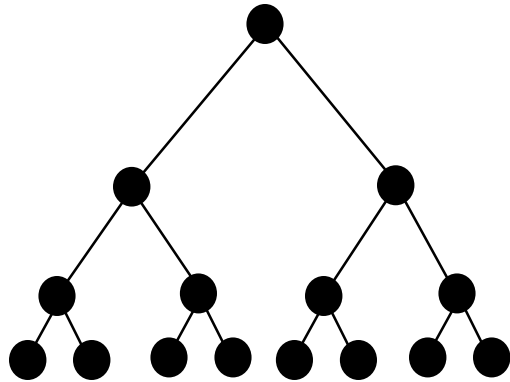
Differences: DFS and BFS

- DFS and BFS wrt **optimality**:
 - DFS is not optimal: (it will not find the shortest path)
 - BFS is optimal: (it always finds shortest path)
- DFS and BFS wrt **memory**:
 - DFS requires less memory (only memory for states of one path needed)
 - BFS requires exponential space for states required
- DFS and BFS wrt **efficiency**:
 - DFS is efficient if solution path is known to be long
 - BFS is inefficient if branching factor B is very high

What to Choose: DFS and BFS

- The **choice** of the *DFS* or *BFS*
 - Depends on the problem being solved
 - Importance of finding the shortest path
 - The branching factor of the space
 - The available compute time and space resources
 - The average length of paths to a goal node
 - Whether we are looking for all solutions or the first one

BFS vs. DFS



- BFS expensive wrt space
 - Linear in # of nodes
- DFS
 - Only stores a max of log of the No. of nodes
- BFS constant memory needed
- DFS linear in # of nodes
- Time to find solⁿ depends on where the solⁿ is in the tree
- DFS may find a longer path than BFS when multiple solⁿs exist
- BFS guaranteed minimum path solution

Changing a Cyclic Graph Into a Tree

- Most production systems include cycles
- Cycles must be broken to turn graph into a tree
- Then use the above tree searching techniques
- Can't "mark" nodes - they are generated dynamically
- Therefore: Keep a list of all **visited states** ("**Closed**")
- Check each **state** examined if it is in "**Closed**"
- If it is in "**Closed**": **Ignore** it and examine the next...

Algorithm to Break Cycles

- When a node is examined
 - ; Check node to see if it is in “Closed” list
 - If node is in the “Closed” list
 - Ignore it
 - Else
 - Add node to “Closed” list
 - Process node

Graph Search

function GRAPH-SEARCH(*problem*, *fringe*) **returns** a solution, or failure

closed ← an empty set

fringe ← INSERT(MAKE-NODE(INITIAL-STATE[*problem*]), *fringe*)

loop do

if *fringe* is empty **then return** failure

node ← REMOVE-FRONT(*fringe*)

if GOAL-TEST[*problem*](STATE[*node*]) **then return** SOLUTION(*node*)

if STATE[*node*] is not in *closed* **then**

 add STATE[*node*] to *closed*

fringe ← INSERTALL(EXPAND(*node*, *problem*), *fringe*)

Example: DFS with Cycle Cutting

Initializations: S = first_state, CLOSED = Empty_List

DFS (S):

If S is in **CLOSED**

Return *Failure*

Else

Place S in **CLOSED**

If S is a Goal state, Return *Success*

Loop

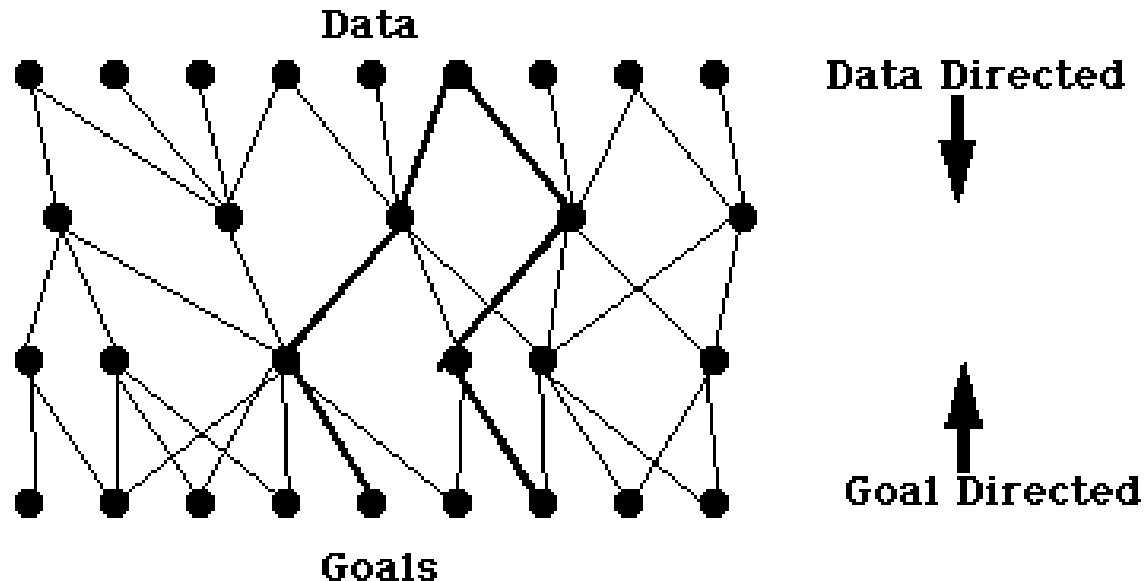
- Generate state E, a successor of S.
 - If no more successors return *Failure*
- Result = DFS (E)
- If Result = *Success* Return *Success*

Strategies for State Space Search

- **Data-Directed** vs. **Goal-Directed** search
 - Data driven (forward chaining)
 - Goal driven (backward chaining)
- **Data-Directed** (Forward Chaining)
 - Start from available data
 - Search for goal
- **Goal-Directed** (Backward Chaining)
 - Start from goal, generate sub-goals
 - Until arriving at initial state.
- Best strategy depends on problem

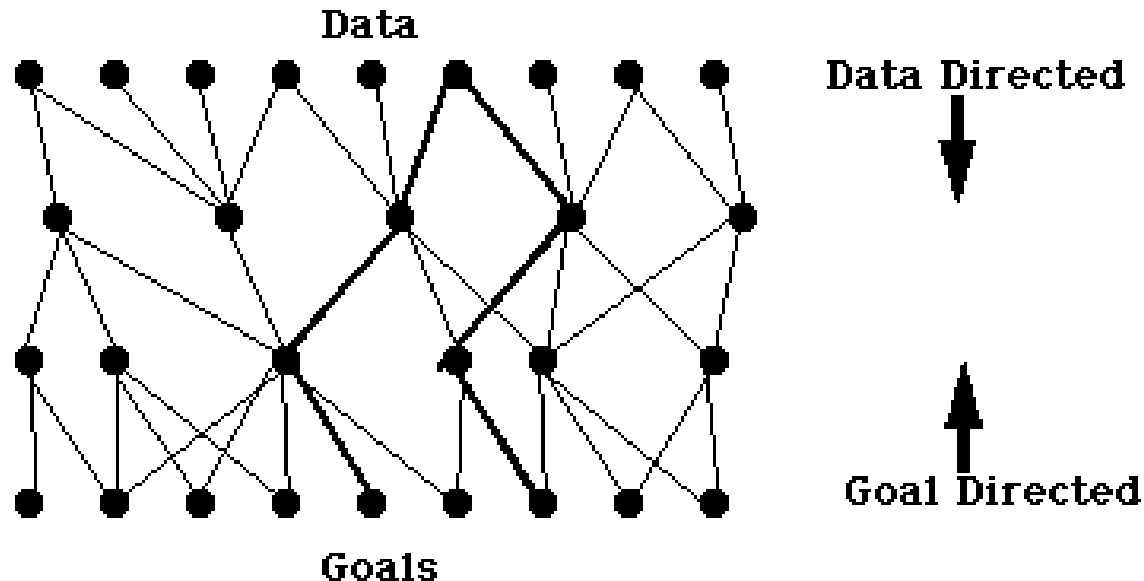
Strategies for State Space Search

- **Data-Directed** Search (Forward Chaining)
 - Start from available data
 - Search for goal



Strategies for State Space Search

- **Goal-Directed** (Backward Chaining)
 - Start from goal, generate sub-goals
 - Until you arrive at initial state.



Forward/Backward Chaining

- Verify: **I am a descendant of Thomas Jefferson**
 - Start with yourself (goal) until Jefferson (data) is reached
 - Start with Jefferson (data) until you reach yourself (goal).
- Assume the following:
 - Jefferson was born 250 years ago.
 - 25 years per generation: Length of path is 10.
- **Goal-Directed** search space
 - Since each person has 2 parents
 - The search space: Order of 2^{10} ancestors.
- **Data-Directed** search space
 - If average of 3 children per family
 - The search space: Order of 3^{10} descendants
- So **Goal-Directed** (backward chaining) is better.
- But both directions yield exponential complexity

Forward/Backward Chaining

- Use the **Goal-Directed** approach when:
 - Goal or hypothesis is given in the problem statement
 - Or these can easily be formulated
 - There are a large number of rules that match the facts of the problem
 - Thus produce an increasing number of conclusions or goals
 - Problem data are not given but must be acquired by the solver
- Use the **Data-Directed** approach when:
 - All or most of the data are given in the initial problem statement.
 - There are a large number of potential goals
 - But there are only a few ways to use the facts and given information of a particular problem instance
 - It is difficult to form a goal or hypothesis

Uniform-cost search

- Expand least-cost unexpanded node
- **Implementation:**
 - *fringe* = queue ordered by path cost
- Equivalent to breadth-first if step costs all equal
- **Complete?**
 - Yes, if step cost $\geq \epsilon$
- **Time?**
 - No. of nodes with $g \leq$ cost of optimal solution
 - $O(b^{\text{ceiling}(C^*/\epsilon)})$ where C^* is the cost of the optimal solution
- **Space?**
 - No. of nodes with $g \leq$ cost of optimal solution, $O(b^{\text{ceiling}(C^*/\epsilon)})$
- **Optimal?**
 - Yes – nodes expanded in increasing order of $g(n)$

Backtracking Search

- A method to search the “tree”
- **Systematically** tries *all* paths through state space
- In addition: **Does not get stuck in cycles**

Backtracking Search: Idea

- Principle

- Keep track of visited nodes
- Apply recursion to get out of dead ends

- Termination

- If it finds a goal: *Quit* and return the solution path
- Also *Quit* if state space is exhausted

- Backtracking

- If it reaches a dead end, it backtracks
- It does this to the most recent node on the path having unexamined siblings and continues down one of these branches
- It requires stack oriented recursive environment

Backtracking Search: Idea

- Details of Backtracking

- SL (State List):
 - States in current path being tried
 - If Goal is found, SL contains ordered list of states on solution path
- NSL (New State List)
 - Nodes awaiting evaluation.
 - Nodes: Descendants have not been generated and searched
- DE (Dead Ends)
 - States whose descendants failed to contain a goal node.
 - If encountered again: Recognized and eliminated from search

Backtracking Search: Idea

- Backtrack is a **Data-Directed search**
 - Because it starts from the root
 - Then evaluates its descendent children to search for the goal
- Backtrack can be viewed as a **Goal-Directed**
 - Let the goal be a root of the graph
 - Evaluate descendent back in attempting to find the start (i.e., “root”)
- Backtrack prevents looping by explicit check in NSL

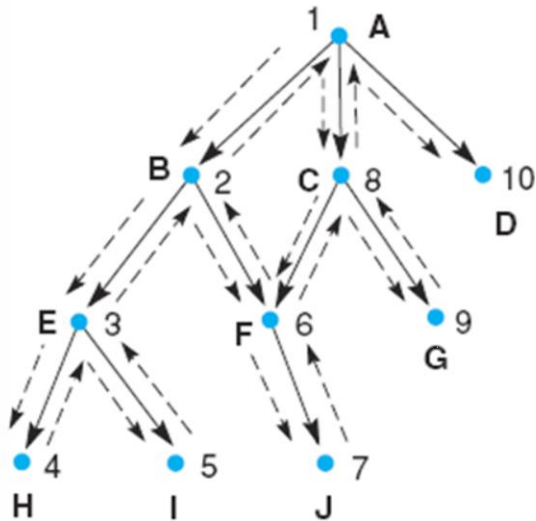
The Backtrack Algorithms

```
function backtrack;

begin
  SL := [Start]; NSL := [Start]; DE := []; CS := Start;           % initialize:
  while NSL ≠ [] do                                             % while there are states to be tried
  begin
    if CS = goal (or meets goal description)
    then return SL;                                           % on success, return list of states in path.
    if CS has no children (excluding nodes already on DE, SL, and NSL)
    then begin
      while SL is not empty and CS = the first element of SL do
      begin
        add CS to DE;                                         % record state as dead end
        remove first element from SL;                         %backtrack
        remove first element from NSL;
        CS := first element of NSL;
      end
      add CS to SL;
    end
    else begin
      place children of CS (except nodes already on DE, SL, or NSL) on NSL;
      CS := first element of NSL;
      add CS to SL
    end
  end
end;
return FAIL;
end.
```

Trace: Backtracking Algorithms

Initialize: $SL = [A]$; $NSL = [A]$; $DE = []$; $CS = A$;



AFTER ITERATION	CS	SL	NSL	DE
0	A	[A]	[A]	[]
1	B	[B A]	[B C D A]	[]
2	E	[E B A]	[E F B C D A]	[]
3	H	[H E B A]	[H I E F B C D A]	[]
4	I	[I E B A]	[I E F B C D A]	[H]
5	F	[F B A]	[F B C D A]	[E I H]
6	J	[J F B A]	[J F B C D A]	[E I H]
7	C	[C A]	[C D A]	[B F J E I H]
8	G	[G C A]	[G C D A]	[B F J E I H]

Depth-limited Search

This is the **Depth-first search** with depth limit L ,
i.e., nodes at depth L have no successors

- **Recursive implementation:**

```
function DEPTH-LIMITED-SEARCH(problem, limit) returns soln/fail/cutoff
  RECURSIVE-DLS(MAKE-NODE(INITIAL-STATE[problem]), problem, limit)

function RECURSIVE-DLS(node, problem, limit) returns soln/fail/cutoff
  cutoff-occurred? ← false
  if GOAL-TEST[problem](STATE[node]) then return SOLUTION(node)
  else if DEPTH[node] = limit then return cutoff
  else for each successor in EXPAND(node, problem) do
    result ← RECURSIVE-DLS(successor, problem, limit)
    if result = cutoff then cutoff-occurred? ← true
    else if result ≠ failure then return result
  if cutoff-occurred? then return cutoff else return failure
```

Iterative Deepening Search

- **Iterative deepening depth-first search** (IDDFS)
- A **depth-limited search** is run repeatedly,
- Depth limit increased with each iteration until it reaches d , the depth of the shallowest goal state.
- On each iteration, IDDFS:
 - Visits the nodes in the search in the same order as the DFS.
 - The cumulative order in which nodes are first visited, with no pruning, is effectively BFS.
 - SO: If there is an optimal solution at a lower depth, it finds it.

Iterative Deepening Search

```
function ITERATIVE-DEEPENING-SEARCH(problem) returns a solution, or fail-  
ure  
  inputs: problem, a problem  
  for depth  $\leftarrow$  0 to  $\infty$  do  
    result  $\leftarrow$  DEPTH-LIMITED-SEARCH(problem, depth)  
    if result  $\neq$  cutoff then return result
```

Iterative Deepening Search $L = 0$

Limit = 0



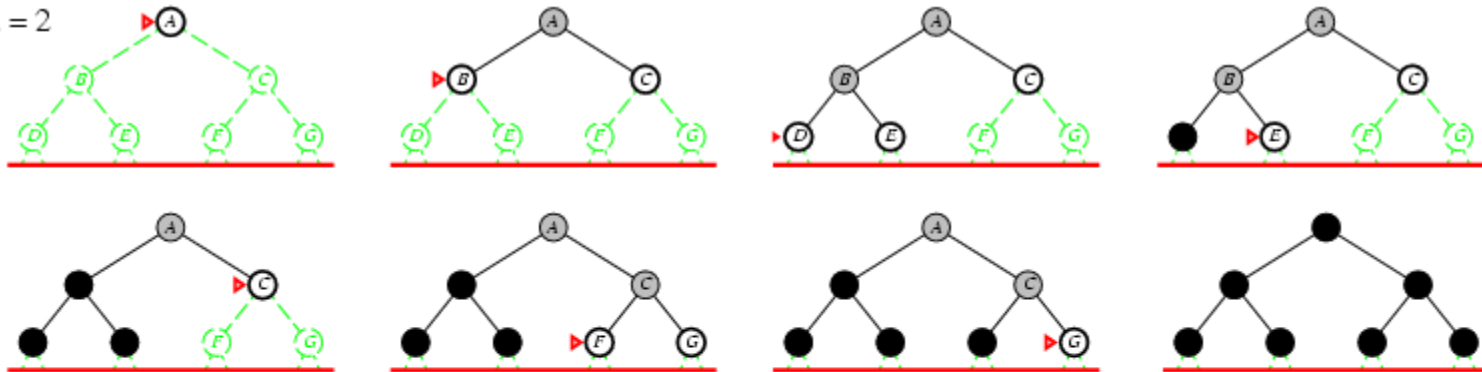
Iterative Deepening Search $L = 1$

Limit = 1



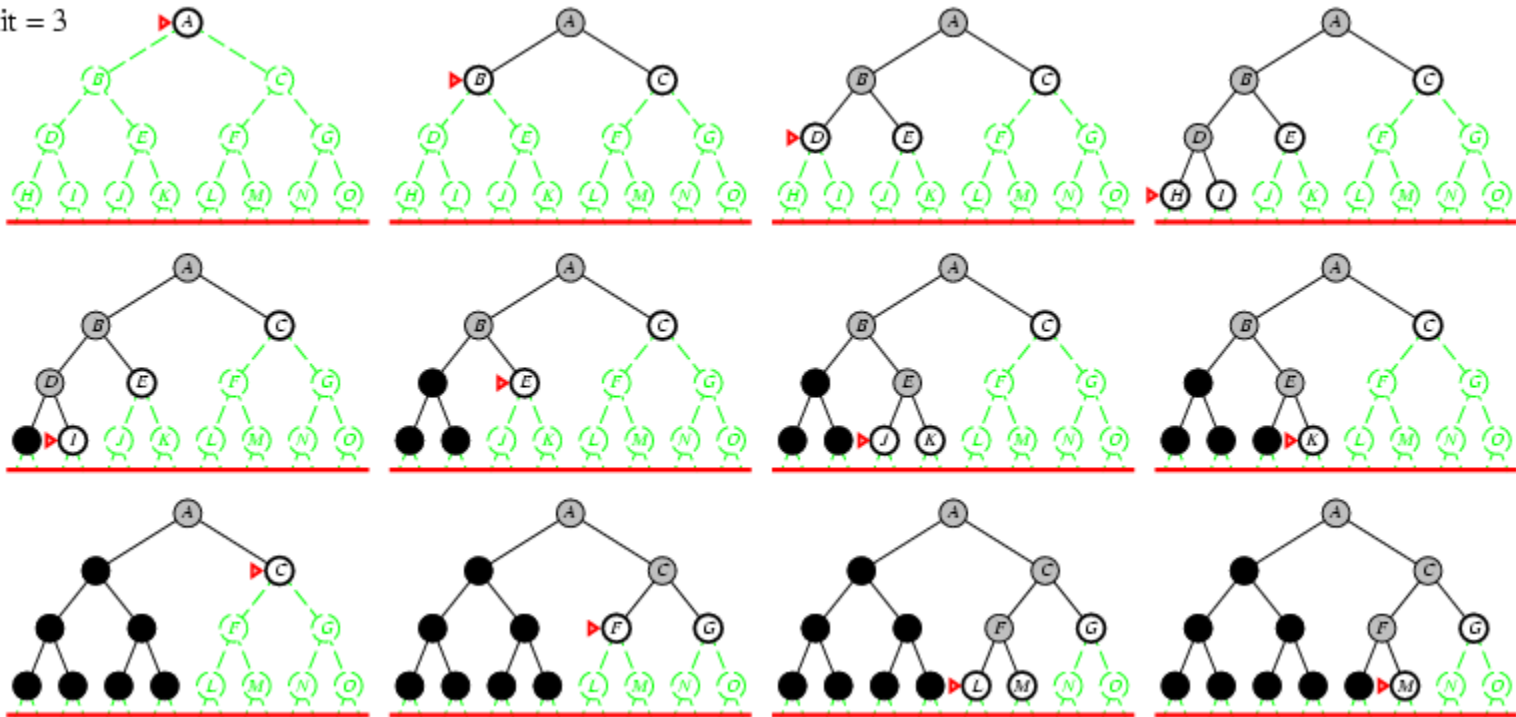
Iterative Deepening Search $L = 2$

Limit = 2



Iterative Deepening Search $L = 3$

Limit = 3



Iterative Deepening Search Properties

- **Complete?**

- Yes

- **Time?**

- Nodes on the bottom level are expanded once

- Those on the next to bottom level are expanded twice, etc.

- Up to the root of the search tree, which is expanded $d + 1$ times.

- $(d+1)b^0 + d b^1 + (d-1)b^2 + \dots + b^d = O(b^d)$

- **Space?**

- $O(bd)$

- **Optimal?**

- Yes, if step cost = 1

Depth-limited vs. Iterative Deepening Search

- Number of nodes generated in a **Depth-limited Search** to depth d with branching factor b :

$$N_{DLS} = b^0 + b^1 + b^2 + \dots + b^{d-2} + b^{d-1} + b^d$$

- Number of nodes generated in an **Iterative Deepening Search** to depth d with branching factor b :

$$N_{IDS} = (d+1)b^0 + d b^1 + (d-1)b^2 + \dots + 3b^{d-2} + 2b^{d-1} + 1b^d$$

- For $b = 10, d = 5$
 - $N_{DLS} = 1 + 10 + 100 + 1,000 + 10,000 + 100,000 = 111,111$
 - $N_{IDS} = 6 + 50 + 400 + 3,000 + 20,000 + 100,000 = 123,456$
- Overhead = $(123,456 - 111,111)/111,111 = 11\%$

Summary of Algorithms

Criterion	Breadth-First	Uniform-Cost	Depth-First	Depth-Limited	Iterative Deepening
Complete?	Yes	Yes	No	No	Yes
Time	$O(b^{d+1})$	$O(b^{\lceil C^*/\epsilon \rceil})$	$O(b^m)$	$O(b^l)$	$O(b^d)$
Space	$O(b^{d+1})$	$O(b^{\lceil C^*/\epsilon \rceil})$	$O(bm)$	$O(bl)$	$O(bd)$
Optimal?	Yes	Yes	No	No	Yes